


OPTIPLEAT RIGID FILTERS



Patented, conical deep-pleat design creates the optimum air flow geometry

Pleated media is sealed in polyurethane around the perimeter of the filter, ensuring a leak-free design

Synthetic blend thermally formed media pleat pack is extremely durable and resistant to deformation and media puncture

Vertical pleats for increased moisture coalescence and drainage

▶ **The Strength and Durability, Low Pressure Drop** and long filter life make the Optipleat the ideal final filter for use in rotating machinery.

▶ **Excellent Filter for Protecting Compressors** and other rotating machinery from fouling by sub-micron particles.

▶ **High Strength Blended Synthetic** and microfiberglass media for increased mechanical and moisture resistance.

▶ **Patented Media** is sealed in polyurethane around the perimeter of the filter, ensuring a leak-free design, eliminating particle by-pass.

▶ **V-Shaped Filter Design** to maximize media area and filter life for optimal performance.

▶ **All-Plastic Frame is Corrosion Proof** in the harshest of operating conditions and permits incineration after use.

▶ **High Strength Media** and polyurethane potting combine to give the filter a burst strength greater than 25" WG when tested dry and with free-running moisture.

▶ **Synthetic Blend Thermally Formed Media Pleat Pack** is extremely durable and resistant to deformation and media puncture.

▶ **Wide Pleat Spacing Increases Area** for air entry and minimizes the possibility of particulate bridging across the pleats.

▶ **Vertical Pleats** for increased moisture coalescence and drainage.



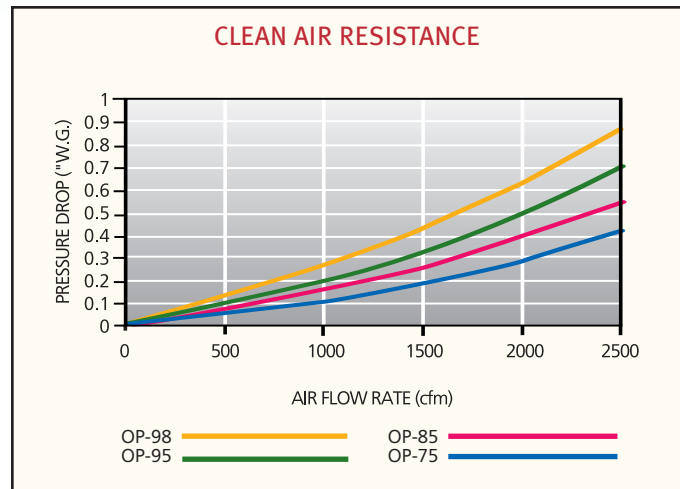
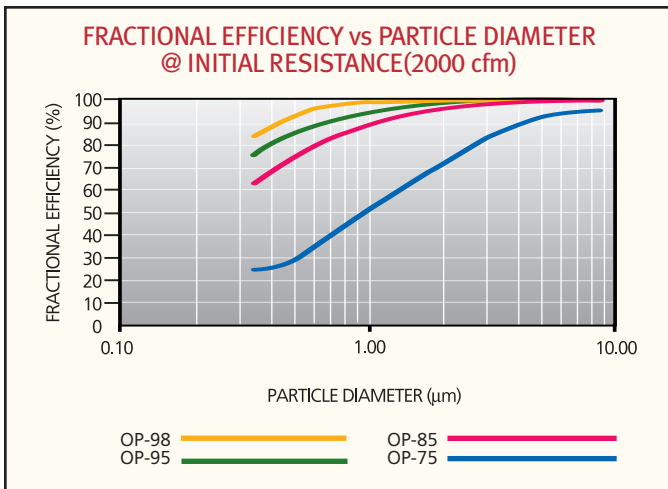
OPTIPLEAT RIGID FILTERS

OPTIPLEAT FILTER TECHNICAL DATA

Sizes	Units	OP-75	OP-85	OP-95	OP-98
Standard Holding Frame	in	24 x 24	24 x 24	24 x 24	24 x 24
Pleat Depth	in	10	10	10	10
Unit Depth	in	11.5	11.5	11.5	11.5
Media Area	ft ²	160	160	160	160
Weight	lb	13.2	13.2	13.2	13.2
Header Size	in	23.31 x 23.31	23.31 x 23.31	23.31 x 23.31	23.31 x 23.31
Performance	Units	OP-75	OP-85	OP-95	OP-98
Rated Air Flow	cfm	2000	2000	2000	2000
Initial Resistance*	"w.g.	0.29	0.39	0.47	0.63
Initial Resistance @ 2500 cfm*	"w.g.	0.42	0.53	0.67	0.87
MERV*	—	11	13	14	15
DHC @ 1.5" w.g. Final Resistance*	g	500	450	350	300
DHC @ 4.0" w.g. Final Resistance* SAE Fine Dust @ 2500 cfm	g	—	—	1379	—
ASHRAE Average Efficiency	%	65	85-90	96	98
Temperature Resistance	°F	160	160	160	160
Temperature Resistance Peaks	°F	180	180	180	180
Burst Strength	"w.g.	> 25	> 25	> 25	> 25

Available In	
1/1	24 x 24
5/6	20 x 24
1/2	12 x 24

* Test performed according to ASHRAE Test Standard 52.2-1999



DISTRIBUTED BY

© FGI 12/05

Phone: 877-FGI-TEAM (344-8326)
Fax: 800-518-1162