




**FILTRATION GROUP®**

## SERIES 400 PLEATED AIR FILTER



- High Capacity achieves MERV 10
- Standard Capacity achieves MERV 8
- Extremely low resistance to air-flow minimizes energy costs
- 100% synthetic media is moisture resistant and will not promote biological growth
- Advanced media does not rely on electrostatic charge for efficiency
- UL 900 Class 2



### DESCRIPTION

The Aerostar® Series 400 pleated air filter utilizes a state-of-the-art 100% synthetic media to achieve exceptionally high levels of efficiency with the lowest resistance to air flow available. The media is laminated to an expanded metal grid on the air exiting side to provide exceptional strength during installation. The media support grid prevents fluttering and maintains pleat uniformity for optimum performance. The filter pack is enclosed in a heavy-duty, moisture resistant die-cut frame that will not warp, crack, or distort under normal operating conditions.

The 1" and 2" depth filters handle air velocities up to 500 fpm; 4" depth filters up to 625 fpm. Aerostar Series 400 pleats are recommended for most commercial and industrial applications to protect people and equipment, or as pre-filters to even higher efficiency air filters.

### BENEFITS

The improved Aerostar Series 400 pleated filter has independent test lab data confirming exceptionally high levels of airborne particle removal with the lowest resistance to air flow available.

- Series 400 HC model achieves MERV 10
- Series 400 SC model achieves MERV 8
- Series 400 HC model initial resistance of 0.17" w.g. @ 500 fpm
- Series 400 SC model initial resistance of 0.19" w.g. @ 500 fpm
- Higher levels of filtration make the Series 400 extremely effective removing many airborne irritants such as pollens, molds, dander, and dust.
- Low resistance improves air flow and can greatly reduce energy costs
- Series 400 pleat filters can be a valuable tool in achieving points for USGBC - LEED certification projects.

### APPLICATIONS

Aerostar Series 400 pleated air filters are designed for use in commercial buildings, hotels, industrial filtration, airports, school and universities, or any application desiring higher levels of air filtration to protect occupants from airborne irritants and protect cooling coils, ductwork, and other components of the HVAC system from dust and dirt.

# SERIES 400 PLEATED AIR FILTER



## DIMENSIONS AND PERFORMANCE DATA

FILTER DEPTH	MEDIUM VELOCITY	INITIAL RESISTANCE MEDIUM (" w.g.)		HIGH VELOCITY	INITIAL RESISTANCE HIGH (" w.g.)		FINAL RESISTANCE (ALL FILTERS)
		STD CAP	HIGH CAP		STD CAP	HIGH CAP	
1"	375	0.18	0.15	500	0.38	0.30	1.0
2"	375	0.13	0.11	<b>500</b>	<b>0.19</b>	<b>0.17</b>	1.0
4"	500	0.12	0.11	625	0.18	0.17	1.0

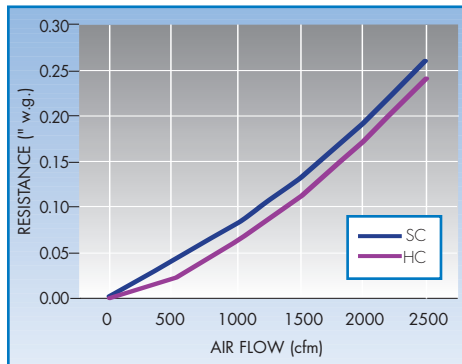
## APPLICATION PARAMETERS

Recommended Temperature: 200° F  
 Recommended Final Resistance: 1.0" w.g.  
 Flammability: UL 900 Class 2  
 Frame: 100% Recycled Paperboard

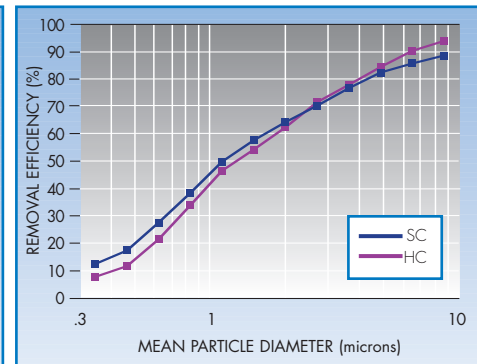
PART NUMBER	NOMINAL SIZE*	CFM CAPACITIES	
		STANDARD CAPACITY	HIGH CAPACITY
10403	10476	8 x 16 x 1	325 450
10404	10477	10 x 10 x 1	250 350
10364	10436	10 x 20 x 1	525 700
10405	10478	10 x 24 x 1	625 825
10406	10479	10 x 25 x 1	650 850
10365	10437	12 x 12 x 1	375 500
10407	10480	12 x 16 x 1	500 650
10366	10438	12 x 20 x 1	625 825
10367	10439	12 x 24 x 1	750 1000
10368	10440	12 x 25 x 1	775 1025
10369	10441	14 x 20 x 1	725 975
10408	10481	14 x 24 x 1	875 1150
10370	10442	14 x 25 x 1	900 1200
10371	10443	15 x 20 x 1	775 1050
10409	10482	15 x 25 x 1	975 1300
10410	10483	16 x 16 x 1	650 875
10372	10444	16 x 20 x 1	825 1100
10411	10484	16 x 24 x 1	1000 1325
10373	10445	16 x 25 x 1	1050 1400
10412	10485	18 x 18 x 1	850 1125
10413	10486	18 x 20 x 1	925 1250
10414	10487	18 x 22 x 1	1025 1375
10415	10488	18 x 24 x 1	1125 1500
10374	10446	18 x 25 x 1	1175 1550
10375	10447	20 x 20 x 1	1050 1400
10416	10489	20 x 24 x 1	1250 1650
10376	10448	20 x 25 x 1	1300 1750
10417	10490	22 x 22 x 1	1250 1675
10377	10449	24 x 24 x 1	1500 2000
10378	10450	25 x 25 x 1	1625 2150
10418	10491	10 x 10 x 2	250 350
10379	10451	10 x 20 x 2	525 700
10419	10492	12 x 20 x 2	625 825
10380	10452	12 x 24 x 2	750 1000
10381	10453	14 x 20 x 2	725 975
10382	10454	14 x 25 x 2	900 1200
10383	10455	15 x 20 x 2	775 1025
10420	10493	16 x 16 x 2	650 875
10384	10456	16 x 20 x 2	825 1100
10385	10457	16 x 24 x 2	1000 1325
10386	10458	16 x 25 x 2	1050 1400
10421	10494	18 x 22 x 2	1025 1375
10387	10459	18 x 24 x 2	1125 1500
10422	10495	18 x 25 x 2	1175 1550
10388	10460	20 x 20 x 2	1050 1400
10389	10461	20 x 24 x 2	1250 1650
10390	10462	20 x 25 x 2	1300 1750
10391	10463	24 x 24 x 2	1500 2000
10392	10464	25 x 25 x 2	1625 2150
10393	10465	12 x 24 x 4	1000 1250
10394	10466	16 x 20 x 4	1100 1400
10395	10467	16 x 25 x 4	1400 1750
10396	10468	18 x 24 x 4	1500 1875
10397	10469	20 x 20 x 4	1400 1750
10398	10470	20 x 24 x 4	1657 2100
10399	10471	20 x 25 x 4	1750 2200
10400	10472	24 x 24 x 4	2000 2500
10401	10473	25 x 29 x 4	2525 3150
10402	10474	28 x 30 x 4	2900 3650

\*Contact Customer Service for special and actual sizes.

## INITIAL RESISTANCE



## FRACTIONAL EFFICIENCY



## SERIES 400 ENGINEERING SPECIFICATIONS

### 1.0 General

- Filters shall be Aerostar Series 400 extended surface pleated air filters as manufactured by Filtration Group, Inc.
- Filters shall be available in standard and high capacity configurations and available in nominal depths of 1", 2", and 4".
- Filters shall be classified Class 2 according to UL 900 and ULC-S111-07.
- Manufacturer shall provide documentation from an external certification body that the manufacturing location is certified to ISO 9001.

### 2.0 Filter Materials of Construction

- Media shall be 100% synthetic, mechanical media that does not support microbial growth.
- Frame shall be a heavy duty, high strength, moisture resistant paperboard with a cross member design that increases filter rigidity and prevents breaching. Frame shall be made with 100% recycled paperboard with an average of 35% post-consumer content. Frame shall be recyclable.
- Filters shall have an expanded metal support grid bonded to the air-exiting side of the filter to maintain pleat uniformity and prevent fluttering. Metal support grid shall be recyclable and contain a significant amount of post-consumer and pre-consumer content.

### 3.0 Filter Performance

- Filters shall be MERV 10 in a high capacity configuration and MERV 8 in a standard capacity configuration in all filter depths when fully tested in accordance with the ASHRAE 52.2-2007 Test Standard.

- Initial resistance of filters shall not exceed the following:

Filter Depth	Flow Rate (fpm)	Initial Resistance Standard Capacity Filter	Initial Resistance High Capacity Filter
1"	375	0.18" w.g.	0.15" w.g.
2"	500	0.19" w.g.	0.17" w.g.
4"	500	0.12" w.g.	0.11" w.g.

- Filters shall be rated to withstand a continuous operating temperature up to 200°F.
- Filters shall have a recommended final resistance of 1.0" w.g.

**Distributed by:**



**FILTRATION GROUP®**

Phone: 877-FG-TEAM (344-8326) ■ Fax: 800-518-1162  
 www.filtrationgroup.com ■ e-mail: aerostar@filtrationgroup.com

© FGI 09/09

**WHEN CLEAN AIR MATTERS**  
 Certified ISO 9001